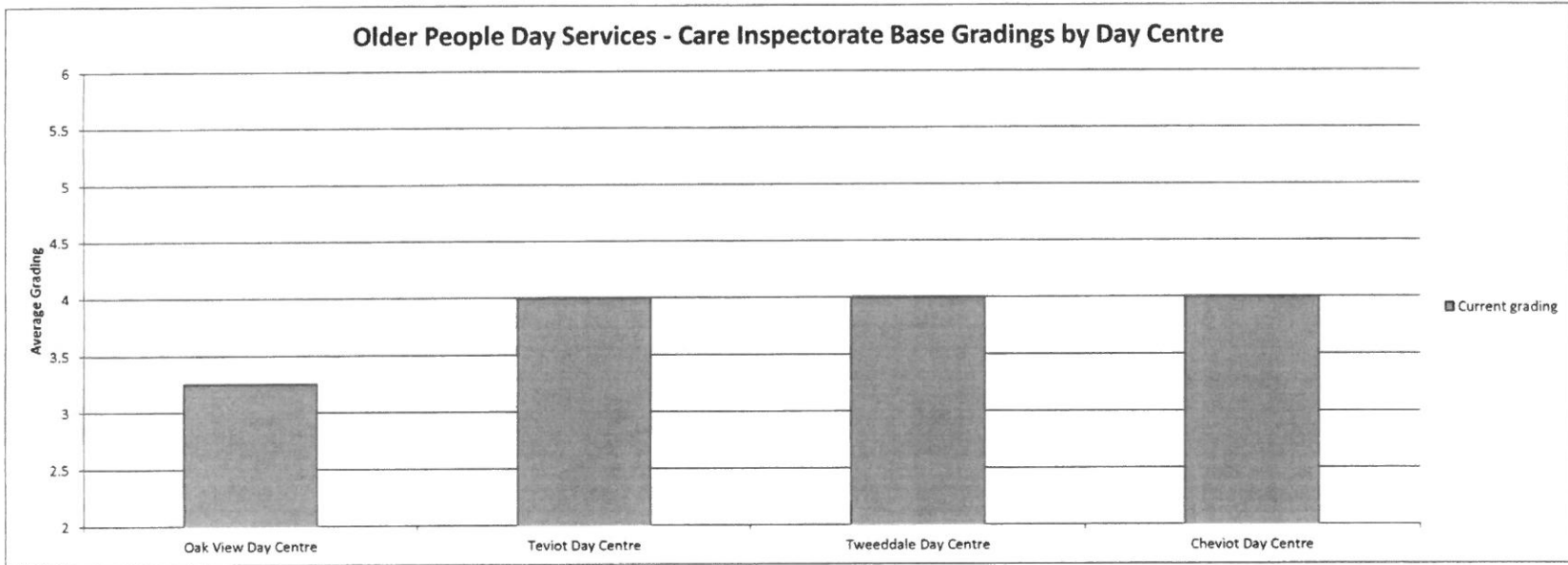


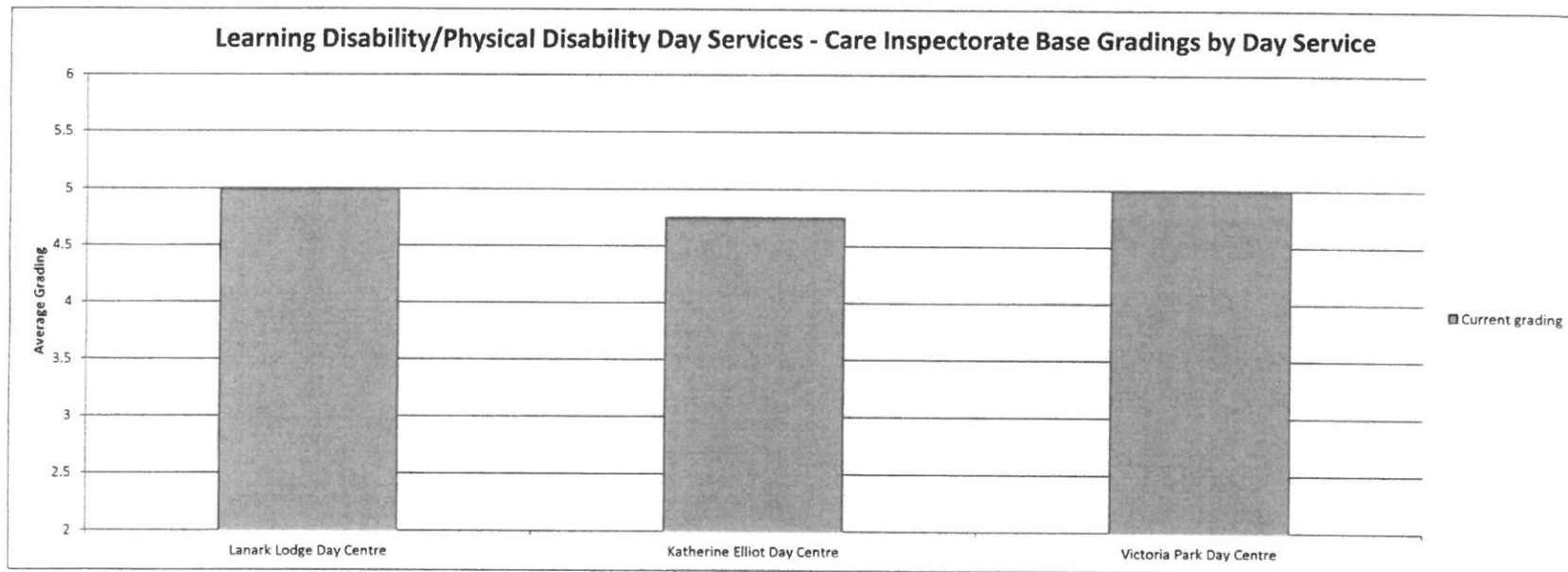
Current Gradings	Quality of Care and Support	Quality of Environment	Quality of Staffing	Quality of Leadership & Management	Planned Care & Support
Grove House	4	4	4	3	4
Waverley	4	4	5	4	5
St. Ronans	6	5	5	5	5
Deanfield	4	4	3	3	n/a
Saltgreens	5	4	4	4	4

**Notes:**  
 There has been a general upward trend in grades with only Deanfield showing a decline. The Board has previously been made aware of the management issues at Deanfield.



Current Gradings	Quality of Care and Support	Quality of Environment	Quality of Staffing	Quality of Leadership & Management
Oak View Day Centre	4	3	3	3
Teviot Day Centre	4	4	4	4
Tweeddale Day Centre	4	4	4	4
Cheviot Day Centre	5	3	4	4

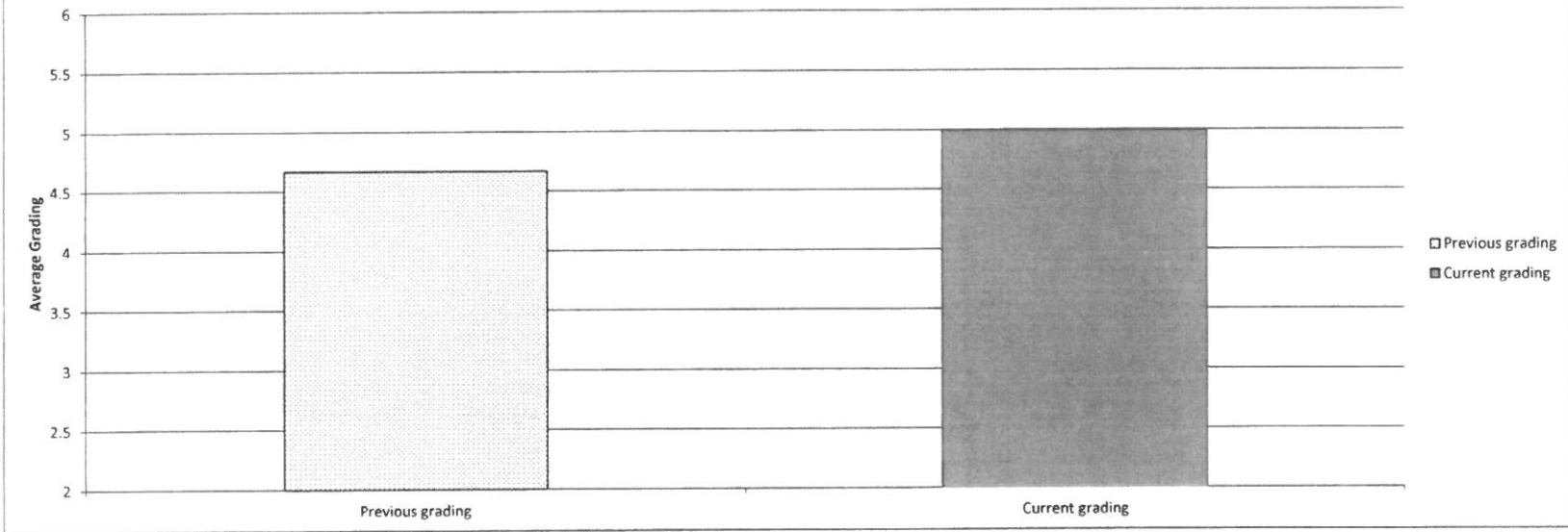
**Notes:**  
Not all services have been inspected twice since transfer.



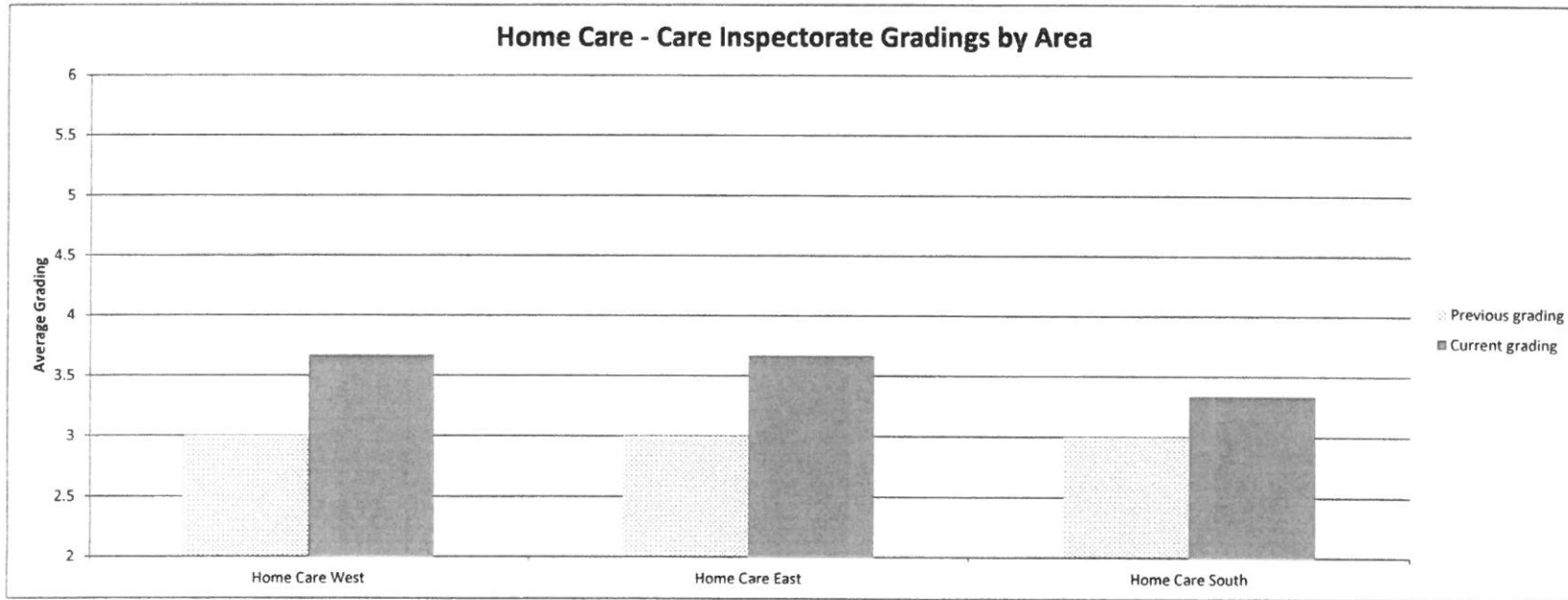
Current Gradings	Quality of Care and Support	Quality of Environment	Quality of Staffing	Quality of Leadership & Management
Lanark Lodge Day Centre	5	5	5	5
Katherine Elliot Day Centre	5	5	5	4
Victoria Park Day Centre	5	5	5	5

**Notes:**  
Not all services have been inspected twice since transfer.

**Learning Disability 24 Community Support - Care Inspectorate Gradings by Service**



Current Gradings	Quality of Care and Support	Quality of Staffing	Quality of Leadership & Management
Hawick Community Support Service	5	5	5



Current Gradings	Quality of Care and Support	Quality of Staffing	Quality of Leadership & Management
Home Care West	4	4	3
Home Care East	4	4	3
Home Care South	3	4	3

**Notes:**

The increase in gradings for both HC East and West is a sign of pleasing improvements across the services, however there is still a significant amount of improvement required for us to meet the standards we are striving for.

